

Appendix 1

Steps for installing and registering MySejahtera (<https://mysejahtera.malaysia.gov.my/>)



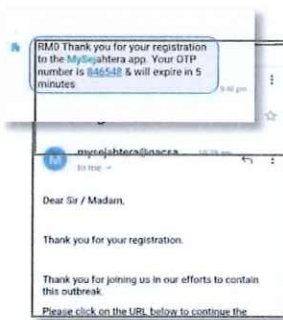
1 Download MySejahtera from Apple app store or android play store



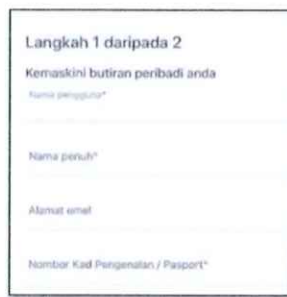
2 Click "Register Here" to register your MySejahtera account



3 Register using an active email or phone number



4 Enter the number or click the link in the email to activate your account




5 Fill in the form, set your password and click "Confirm" when done



6 Open MySejahtera app and login using registered phone number or email



7 Click on "Things to do"



8 Answer all assessment questions



9 Registration complete and in tab "Profile" will show your Health Assessment Status

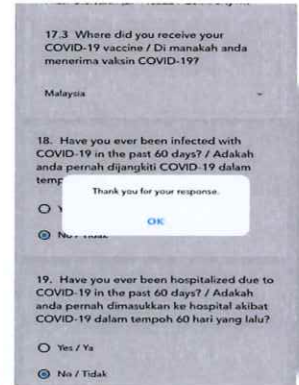
Steps for Filling up Health Declaration Form and Related Documents into MySejahtera Application



1 Press "Traveller" on the main screen of MySejahtera



2 Press "Travel for (your name)" to fill up Pre-departure Form. You are required to fill up form for your dependant, if any

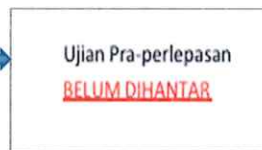


3 Please fill up your travelling details correctly and press "Send" once completed

Travellers with Complete Vaccination, will received Blue Colour Traveller Card



4 Travellers with completed COVID-19 vaccination will received a Traveller Card (blue colour)



5 Please press "Pre-departure Test" in the Traveller Card to upload the RT-PCR pre-departure test result (done two (2) before departure



6 Press "Update for (your name)" to upload the test result

Ujian Pra-perlepasan
BERJAYA DIHANTAR

7 Fill up the form correctly and upload the test result. Please bring along the test result for checking by authorized officer, if needed.

8 Once test result successfully uploaded, the Traveller Card will change colour to green.

Travellers with incomplete Vaccination or Unvaccinated, will received Red Colour Traveller Card

Ujian Pra-perlepasan
BELUM DIHANTAR

9 Traveller with incomplete vaccination or unvaccinated will received a red Traveller Card. Please press "Pre-departure Test" in the Traveller Card to upload the RT-PCR pre-departure test result (done two (2) before departure

10 Please press "Pre-departure Test" in the Traveller Card to upload the RT-PCR pre-departure test result (done two (2) before departure

Travellers with incomplete Vaccination or Unvaccinated, will received Red Colour Traveller Card



11

Once arrive in Malaysia, incomplete vaccinated and unvaccinated travels will be issued a five (5) days quarantine.

You are required to do COVID-19 test either RT-PCR at Day-4 or RTK-Ag professional at Day-5.

If the result is negative, you are released from quarantine. If positive, you are required to isolate yourself in the same hotel or place of accommodation for another five (5) days from the date of sample taken.

Testing Requirement for All Travellers upon Arrival in Malaysia



12

Once reach Malaysia, a COVID-19 test (professional RTK-antigen) must be done within 24 hours upon arrival. Fail to do so, a five (5) quarantine order will issued (as above).

LENGGAP VAKSINASI	7 HARI
TIDAK PERNAH/ TIDAK LENGGAP VAKSINASI	10 HARI

13

If the RTK Ag test is positive, a digital quarantine order will be issued via MySejahtera, duration based on vaccination status.